




# Handy Peace Birds

- 1) Cut out bird shapes from card.
- 2) Make wings and tail feathers by drawing round your hand on tissue paper.
- 3) Hang them from the ceiling.



## Wiggly Finger Puppets



- 1) Cut a body shape out of card.
- 2) Cut two finger holes.
- 3) Add 2 arms and fix with paper fasteners.
- 4) Add wool for hair.
- 5) Draw a face.
- 6) Make all your puppets different.