




Make a T.V. Programme

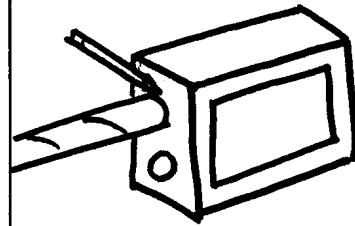
Use a story from Dayspring to make a television programme. You could show it to everyone at a Feast or Holy Day.




Find a box and two long cardboard tubes. The tubes need to be longer than the box.




Cut a large rectangle out of the front of the box. An adult could help with this.




Draw round the end of a tube to make two circles on each side of the box. Make the circles exactly opposite each other.





Cut out the circles carefully.

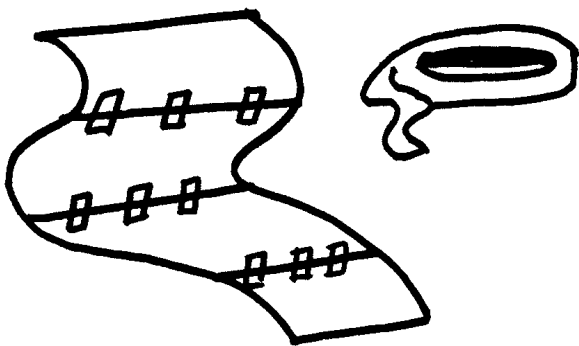


Push the cardboard tubes through the holes.

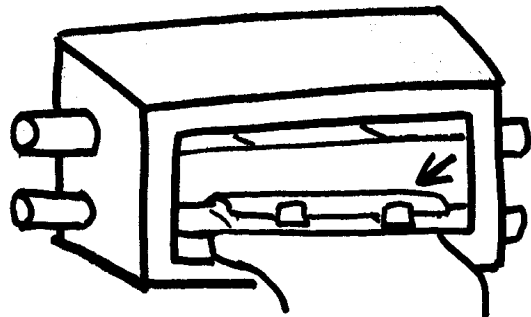


Draw four or more pictures to tell the story.







Tape your pictures together on the back, to make one long strip. (You could use computer paper.)



Tape the bottom of the strip onto the bottom tube.



Turn the tube to wind the paper round it.



Tape the top of the first picture to the top tube.

Stand the box up facing your audience. Turn the top tube to move the pictures up and the bottom tube to move the pieces down. Tell the story as you go, and finish with the quotation from Bahá'u'lláh.

