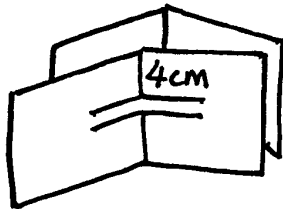



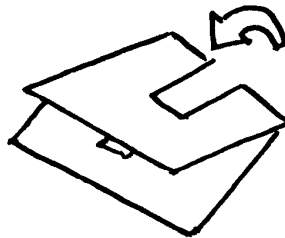
A pop-up Card to sell for the Fund

You will need:


- ☆ two pieces of thin A4 card.
- ☆ glue
- ☆ scissors
- ☆ paint
- ☆ an extra piece of card.



Fold each piece of card in half.
On one piece draw two 4cm lines on each side of the fold.




Fold the card closed and cut along the two lines.
Open and fold again, making the centre strip fold inwards.



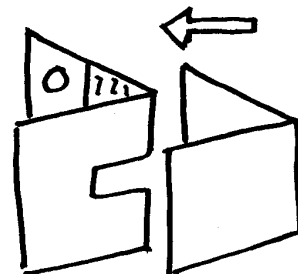
Paint the background as sea and sky.
Add islands if you wish.



On a separate piece of card draw the pop-up shape of an Ark. Make it smaller than half your card.



Colour your Ark.
Glue it to the lower part of the centre strip.



Glue the second A4 sheet onto the back of the first, but don't glue the centre strip.