



A friendship flower to give at the Feast

You will need:

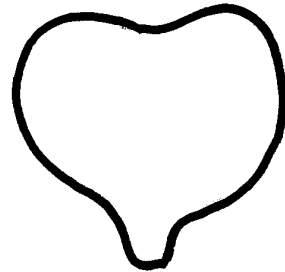
Crepe paper in bright colours
garden wire for stems
black paper
strong glue



Cut out a piece of black paper about 5 cm long. Make cuts all along the top



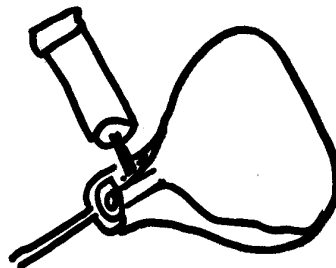
Spread glue along it and wind it round the end of a wire stem.




Cut 8 petal shapes out of crepe paper.



Shape the petals by stretching them with your thumbs.



Glue the base of the petals and stick them round the black centre.



Glue a long strip of green crepe paper to the bottom of the flower and down the stem, winding it tightly.

