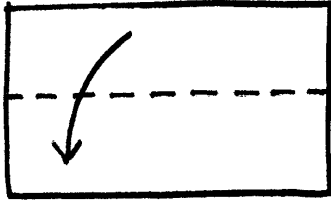
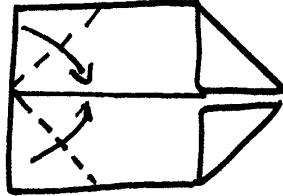


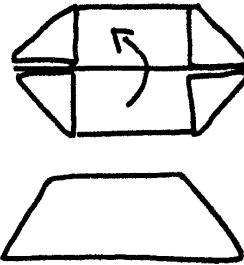
Make an Action Banger



1. Take a sheet of thin paper - newspaper is good. Fold the long sides together, crease, then unfold.



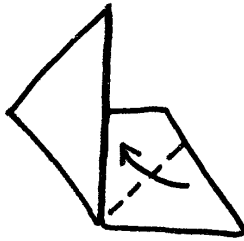
2. Fold each corner down to the centre crease.



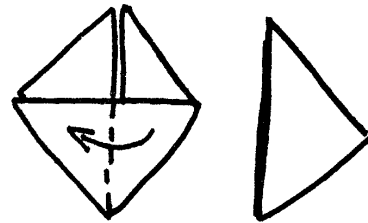
3. Fold along the middle crease, as above.



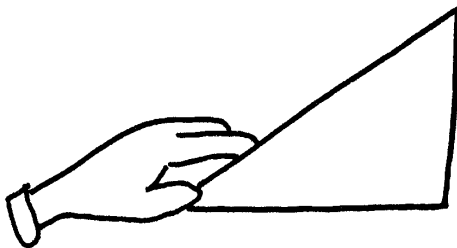
4. Fold in half, from side to side, crease, then unfold.



5. Fold the bottom corners so that the bottom edges meet the middle crease.



6. Turn over. Fold in half, from side to side, as shown.



7. Hold your banger at the open end, with the long edge facing you. Raise your hand and bring it down sharply. The paper will open with a bang!!

